

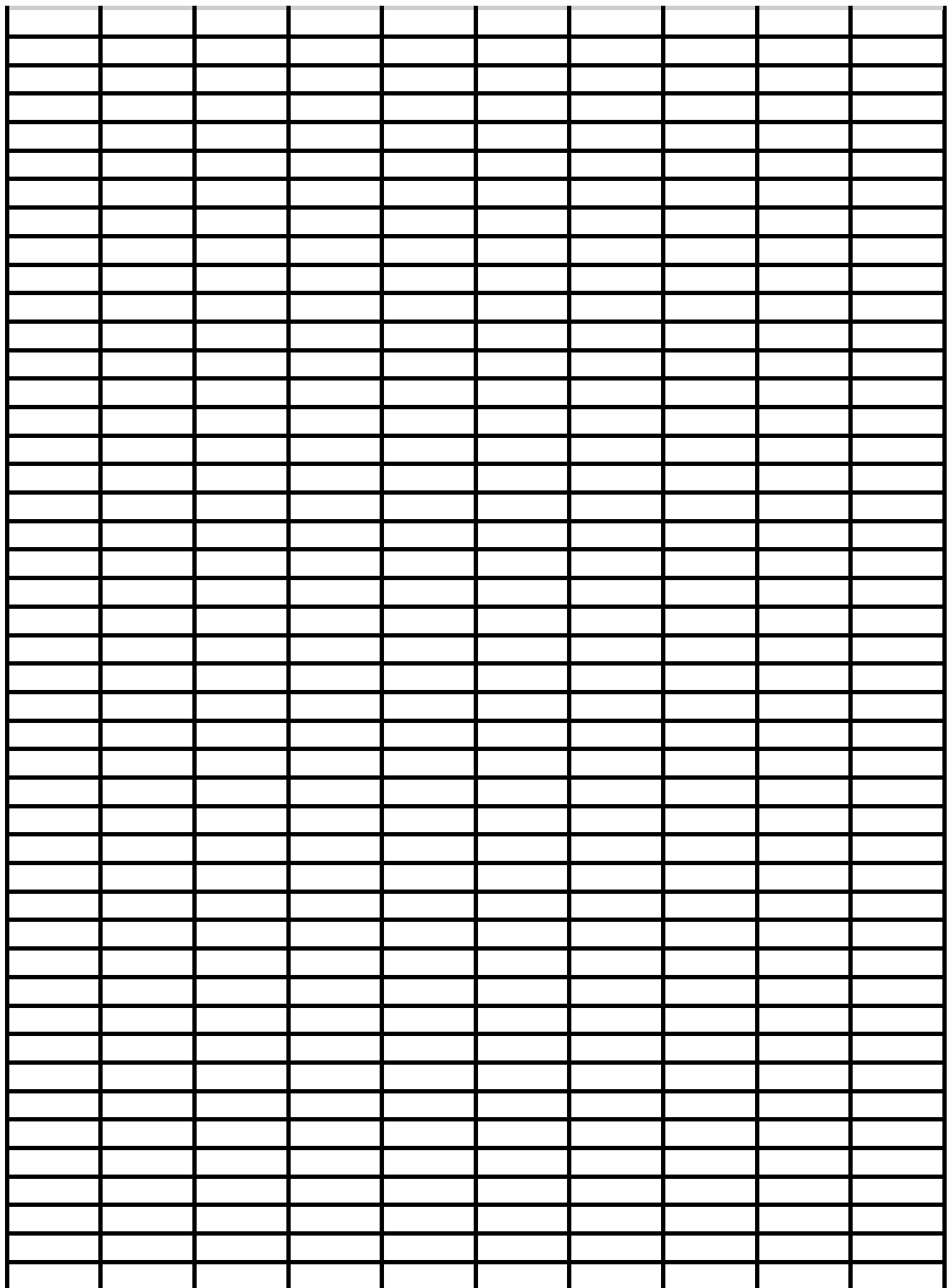
GKMFY 2020 YATIRIM DANIřMANLIđI TRADE PERFORMANS LİSTESİ

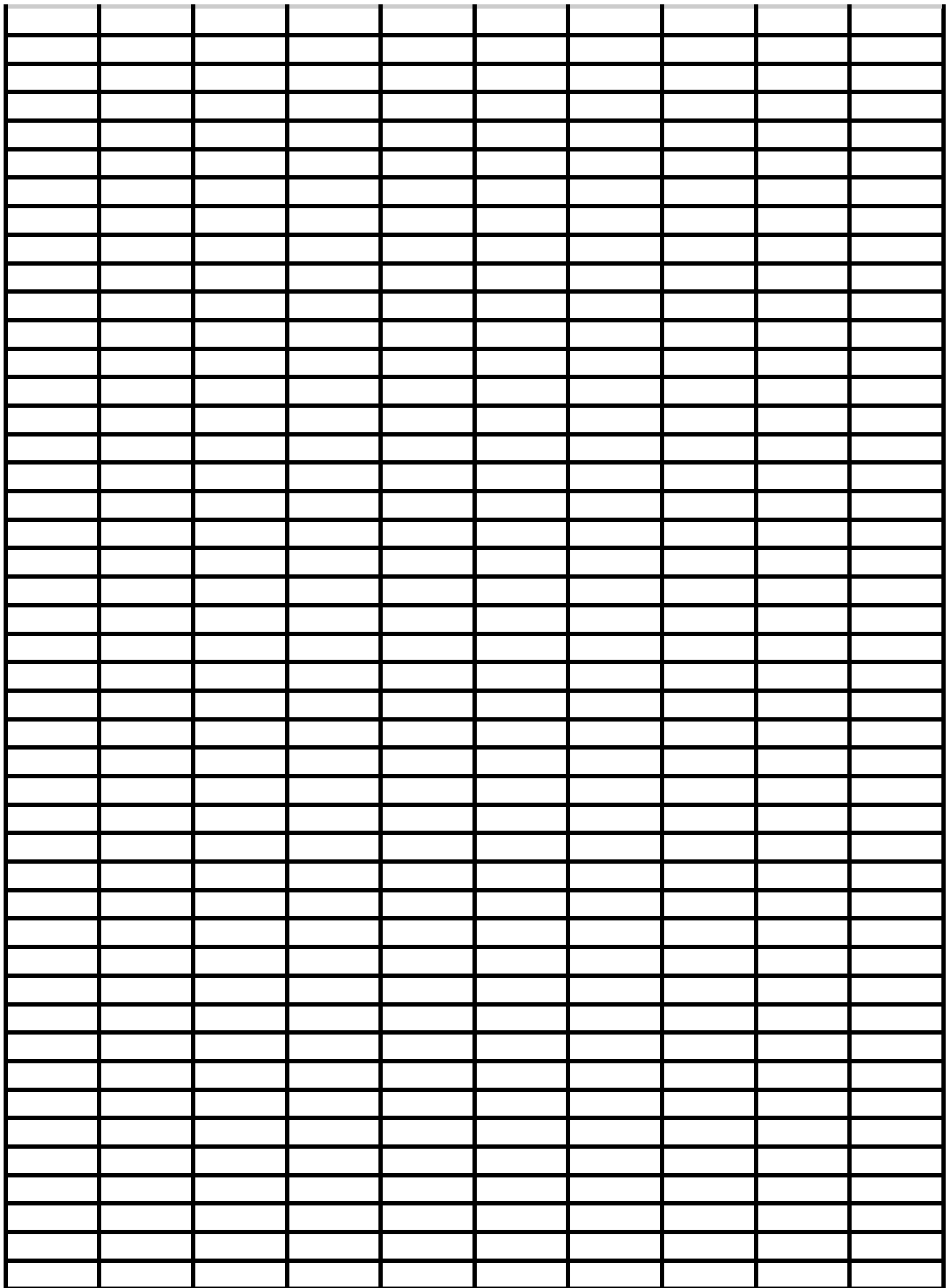
SIRA	TARİH	ÜRÜN	HACİM	YÖN	FİYAT	ANA HEDEF	ZARAR DURDUR	KAPANIŞ FİYATI	KAR - ZARAR (USD)
1	01.12.2020	US.30	1	BUY	29876	29916	29836	29916	200
2	01.12.2020	XAUUSD	1	SELL	1788,43	1785,43	1791,43	1791,43	-300
3	01.12.2020	USDTRY	1	BUY	78,199	78,499	77,899	78,499	382
4	01.12.2020	EURUSD	1	SELL	11,971	11,951	11,991	11,991	-200
5	01.12.2020	USDJPY	1	BUY	104,326	104,526	104,126	104,526	189
6	02.12.2020	US.30	1	BUY	29704	29744	29664	29704	200
7	02.12.2020	XAUUSD	1	BUY	1813,61	1816,61	1810,61	1816,61	300
8	02.12.2020	USDTRY	1	BUY	78,185	78,485	77,885	78,485	382
9	02.12.2020	EURUSD	1	SELL	12,076	12,056	12,096	12,096	-200
10	02.12.2020	USDJPY	1	SELL	104,442	104,242	104,642	104,642	-185
11	03.12.2020	US.30	1	BUY	29866	29906	29826	29906	200
12	03.12.2020	XAUUSD	1	BUY	1838,41	1841,41	1835,41	1841,41	300
13	03.12.2020	USDTRY	1	BUY	7,904	7,934	7,874	7,874	378
14	03.12.2020	EURUSD	1	BUY	12,119	12,139	12,099	12,139	200
15	03.12.2020	USDJPY	1	SELL	104,36	104,16	104,56	104,16	192
16	04.12.2020	US.30	1	BUY	29997	30037	29957	30037	200
17	04.12.2020	XAUUSD	1	BUY	1842	1845	1839	1839	-300
18	04.12.2020	USDTRY	1	BUY	7.79	7.82	7.76	7.76	-386
19	04.12.2020	EURUSD	1	BUY	1.2157	1.2177	1.2137	1.2177	200
20	04.12.2020	USDJPY	1	SELL	103.9	103.7	104.1	104,1	-192
21	07.12.2020	US.30	1	BUY	30148	30188	30108	30108	-200

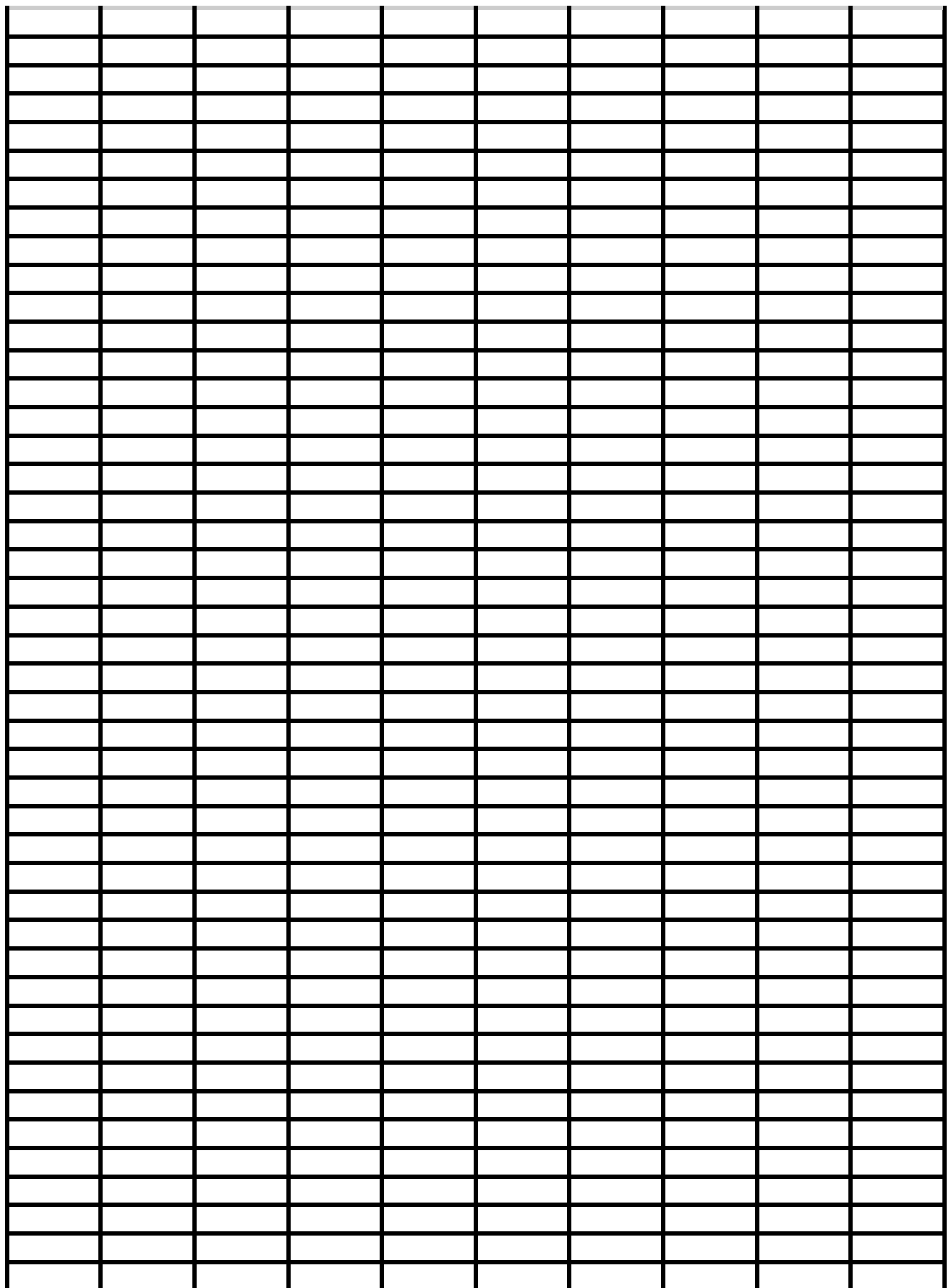
22	07.12.2020	XAUUSD	1	SELL	1840,5	1837,5	1843,5	1837,5	-300
23	07.12.2020	USDTRY	1	BUY	78,489	78,789	78,189	78,189	-383
24	07.12.2020	EURUSD	1	BUY	12,116	1, 2136	12,096	12,096	-200
25	07.12.2020	USDJPY	1	SELL	104, 129	103, 929	104, 329	103, 929	192
26	08.12.2020	US.30	1	SELL	29963	29923	30003	30003	-200
27	08.12.2020	XAUUSD	1	BUY	1867,3	1870,3	1864,3	1864,3	-300
28	08.12.2020	USDTRY	1	BUY	78,096	78,396	77,796	78,396	386
29	08.12.2020	EURUSD	1	SELL	12,109	12,089	12,129	12,129	-200
30	08.12.2020	USDJPY	1	BUY	104,117	104,317	103,917	104, 317	192
31	09.12.2020	US.30	1	BUY	30246	30286	30206	30206	-200
32	09.12.2020	XAUUSD	1	SELL	1860,92	1857,92	1863,92	1863,92	-300
33	09.12.2020	USDTRY	1	BUY	7.823	7.853	7,793	7.793	-384
34	09.12.2020	EURUSD	1	SELL	12,132	12,112	12,152	12,112	200
35	09.12.2020	USDJPY	1	BUY	104,217	104,417	104,017	104,217	0
36	14.12.2020	US.30	1	BUY	30214	30254	30174	30254	200
37	14.12.2020	XAUUSD	1	BUY	1833,51	1836,51	1830,51	1830,51	-300
38	14.12.2020	USDTRY	1	BUY	78,622	78,922	78,322	78,922	384
39	14.12.2020	EURUSD	1	SELL	12,146	12,126	12,166	12,166	-200
40	14.12.2020	USDJPY	1	SELL	103,962	103,762	104,162	103,762	192
41	15.12.2020	US.30	1	BUY	30042	30082	30002	30082	200
42	15.12.2020	XAUUSD	1	BUY	1840,2	1843,2	1837,2	1843,2	300
43	15.12.2020	USDTRY	1	BUY	7.829	7.8539	7.792	7.8339	384
44	15.12.2020	EURUSD	1	BUY	1.2147	1.2167	1.2127	1.2157	200

45	15.12.2020	USDJPY	1	SELL	104.092	103.892	104.392	103.784	192
46	16.12.2020	US.30	1	BUY	30194	30234	30154	30234	200
47	16.12.2020	XAUUSD	1	SELL	1854,99	1851,99	1857,99	1857,99	-300
48	16.12.2020	USDTRY	1	BUY	77,859	78,159	77,559	77,559	-386
49	16.12.2020	EURUSD	1	BUY	12,167	12,187	12,147	12,187	200
50	16.12.2020	USDJPY	1	SELL	103.457	103.257	103,657	103,657	-185
51	17.12.2020	US.30	1	BUY	30281	30321	30241	30321	200
52	17.12.2020	XAUUSD	1	SELL	1870,91	1867,91	1873,91	1873,91	-300
53	17.12.2020	USDTRY	1	BUY	77,579	77,879	77,279	77,879	389
54	17.12.2020	EURUSD	1	SELL	12,231	12,211	12,251	12,251	-200
55	17.12.2020	USDJPY	1	SELL	103,196	102,996	103,396	102,996	189
56	18.12.2020	US.30	1	BUY	30231	30271	30191	30271	200
57	18.12.2020	XAUUSD	1	SELL	1882,2	1878,2	1884,2	1878,2	400
58	18.12.2020	USDTRY	1	BUY	77,241	77,541	76,941	7,6941	-392
59	18.12.2020	EURUSD	1	SELL	12,253	12,233	12,273	12,233	200
60	18.12.2020	USDJPY	1	BUY	103,367	103,567	103,167	103,567	189
61	21.12.2020	US.30	1	SELL	30144	30104	30184	30104	200
62	21.12.2020	XAUUSD	1	SELL	1900,58	1897,58	1903.58	1897.58	300
63	21.12.2020	USDTRY	1	BUY	7.713	7.743	7.683	7.683	384
64	21.12.2020	EURUSD	1	SELL	1.2182	1.2162	1.2202	12162	200
65	21.12.2020	USDJPY	1	BUY	103.507	103.707	103.307	13.707	192
66	22.12.2020	US.30	1	BUY	30102	30142	30062	30142	200
67	22.12.2020	XAUUSD	1	SELL	1868,77	1865,77	1871,77	1871,77	-300

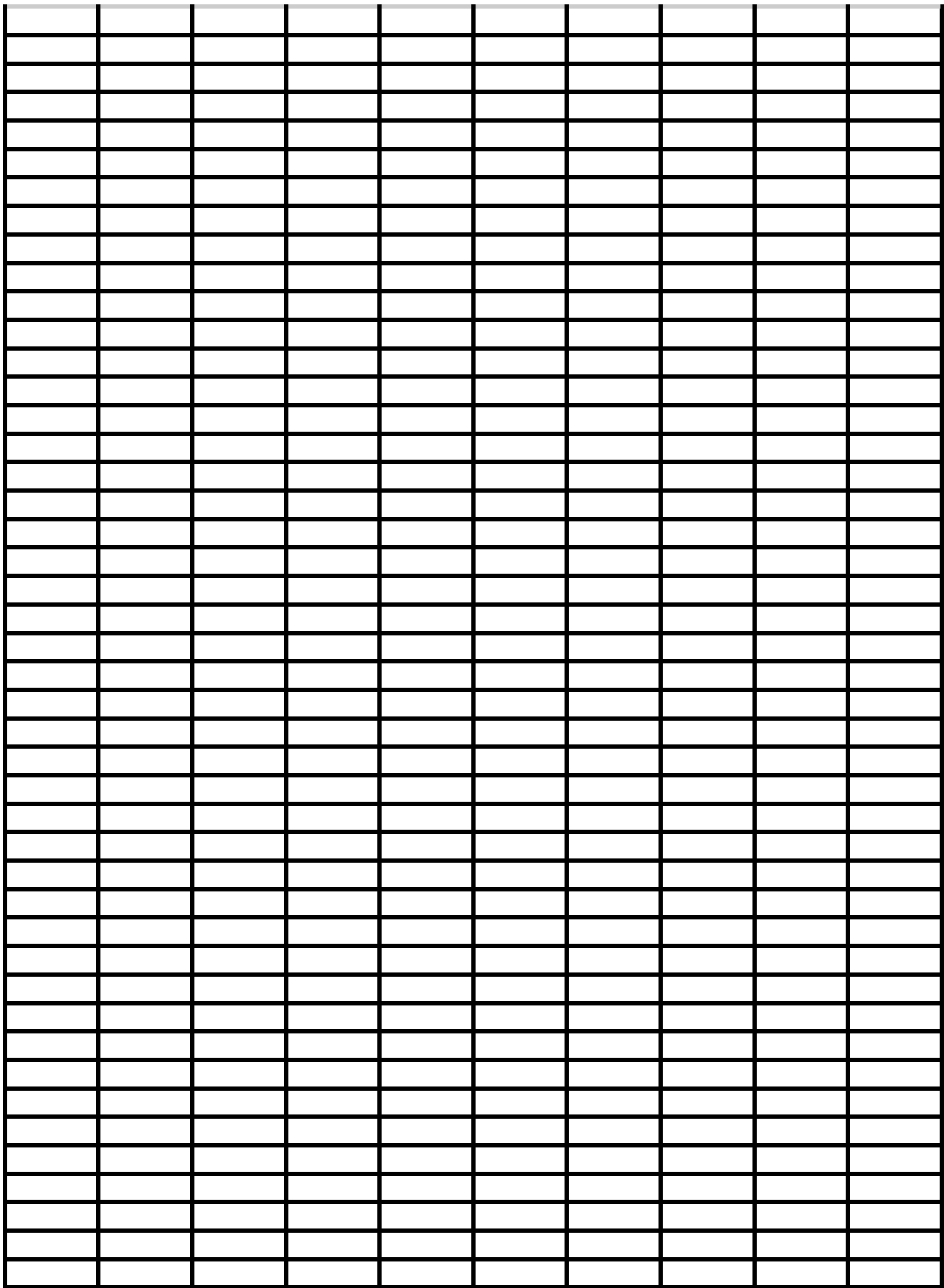
68	22.12.2020	USDTRY	1	BUY	7,665	7.695	7.635	7.635	-392
69	22.12.2020	EURUSD	1	BUY	12,227	12,247	12,207	12,207	-200
70	22.12.2020	USDJPY	1	BUY	103,413	103,613	103,213	103,413	0
71	23.12.2020	US.30	1	BUY	30024	30064	29984	30064	200
72	24.12.2020	XAUUSD	1	BUY	1867,78	1870,78	1864,78	1870,78	300
73	24.12.2020	USDTRY	1	BUY	76,318	76,618	76,018	76,618	392
74	24.12.2020	EURUSD	1	BUY	12,192	12,212	12,172	12,172	-200
75	24.12.2020	USDJPY	1	SELL	103,41	103,21	103,61	103,61	-200
76	24.12.2020	US.30	1	BUY	30196	30236	30156	30236	200
77	25.12.2020	XAUUSD	1	SELL	1876,81	1873,81	1879,81	1879,81	-300
78	25.12.2020	USDTRY	1	BUY	76,445	76,745	76,134	76,134	-392
79	25.12.2020	EURUSD	1	SELL	12,208	12,188	12,228	12,188	200
80	25.12.2020	USDJPY	1	BUY	103,555	103,755	103,355	103,35	-189
81	28.12.2020	US.30	1	BUY	30379	30419	30339	30339	-200
82	28.12.2020	XAUUSD	1	SELL	1886,88	1883,88	1889,88	1883,88	300
83	28.12.2020	USDTRY	1	SELL	75,146	74,846	75,446	7,4846	389
84	28.12.2020	EURUSD	1	BUY	12,228	12,248	12,208	1,2248	200
85	28.12.2020	USDJPY	1	SELL	103,454	103,254	103,645	103,645	189
86	29.12.2020	US.30	1	BUY	30565	30605	30525	30.525	-200
87	29.12.2020	XAUUSD	1	SELL	1878,41	1875,41	1881,41	1881,41	-300
88	29.12.2020	USDTRY	1	BUY	7.4276	7.4576	73,976	73,976	-392
89	29.12.2020	EURUSD	1	BUY	12,249	12,269	12,229	12,262	130
90	29.12.2020	USDJPY	1	SELL	103,685	103,485	103,885	103,685	185

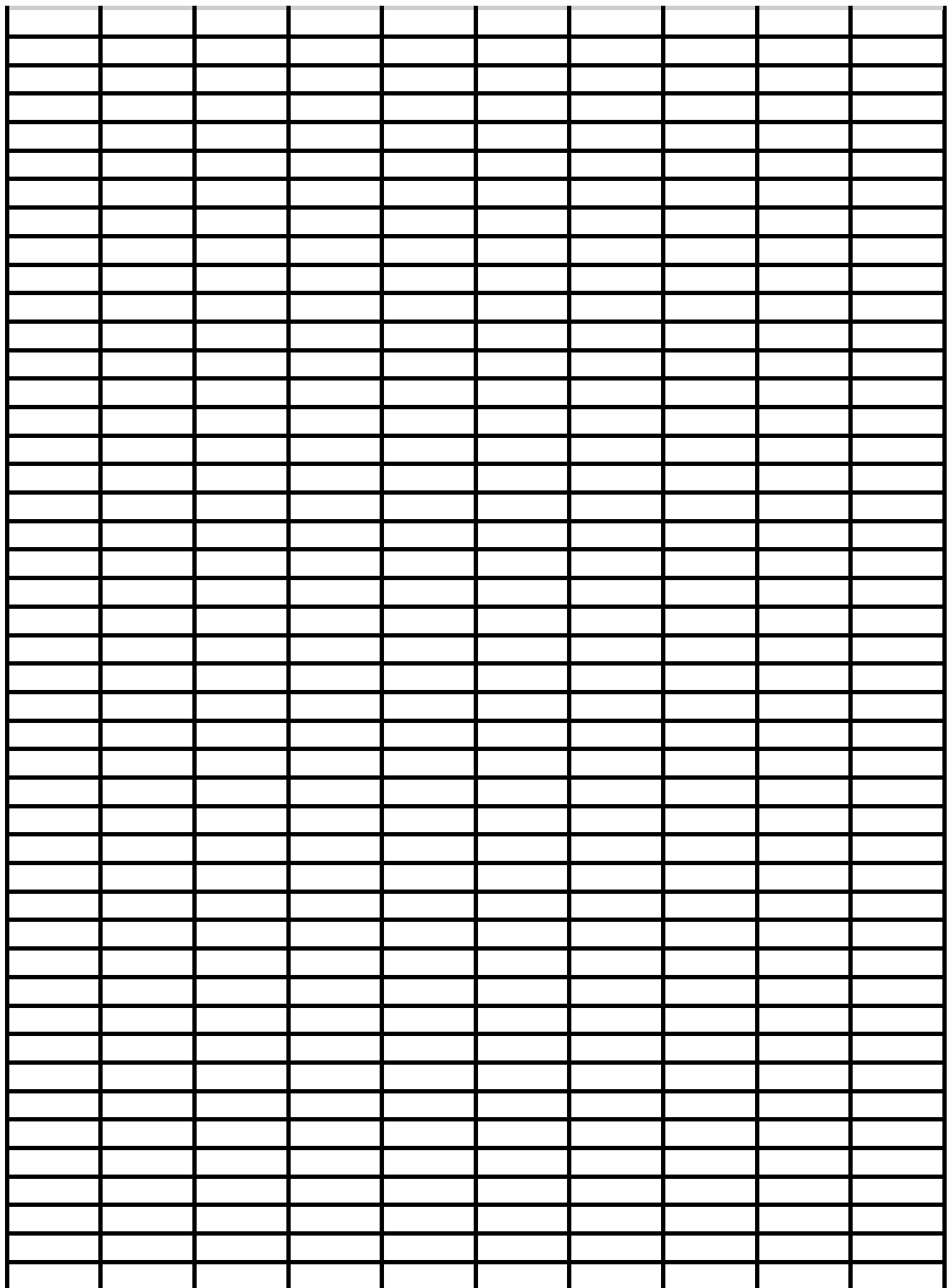


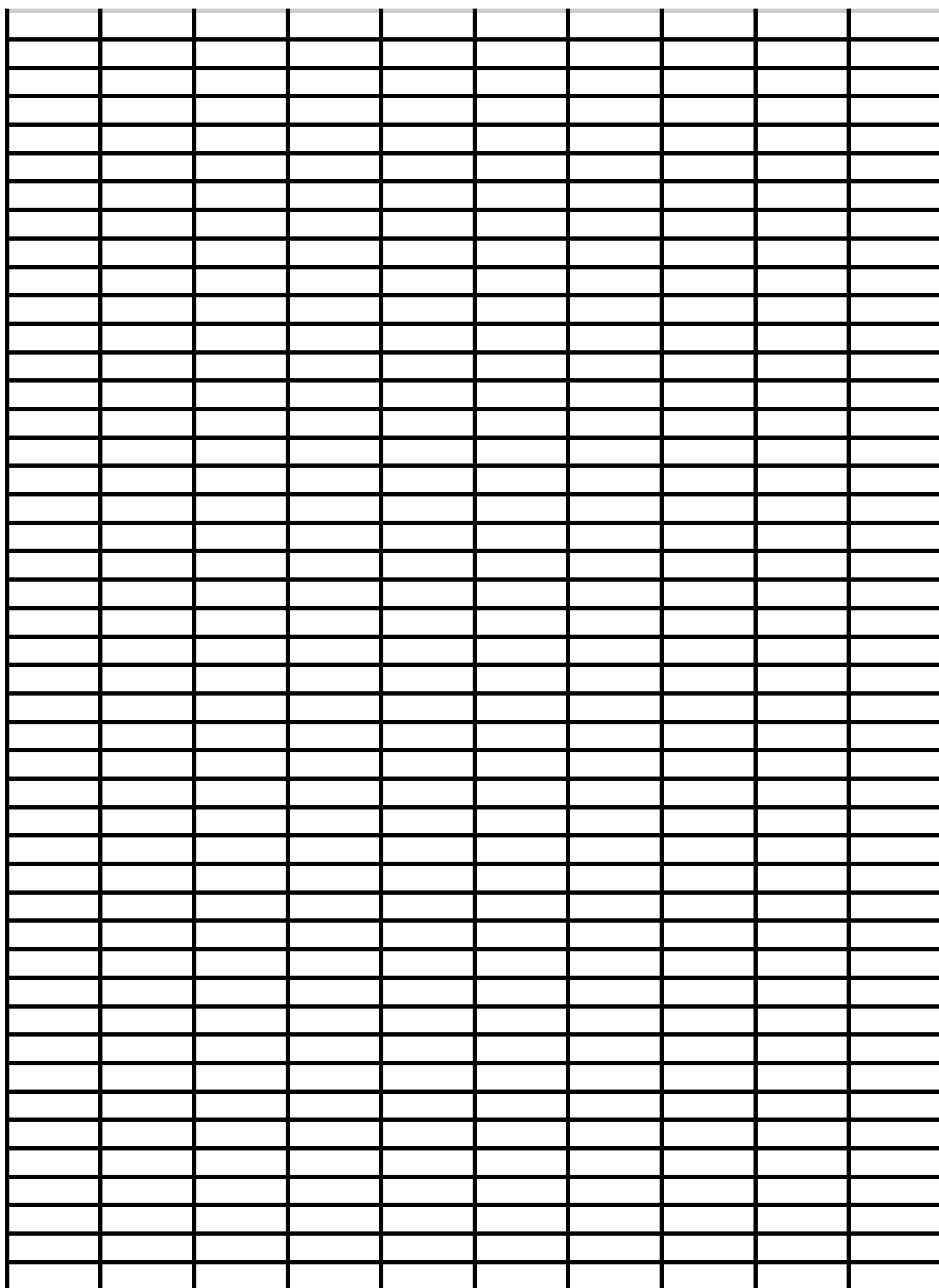


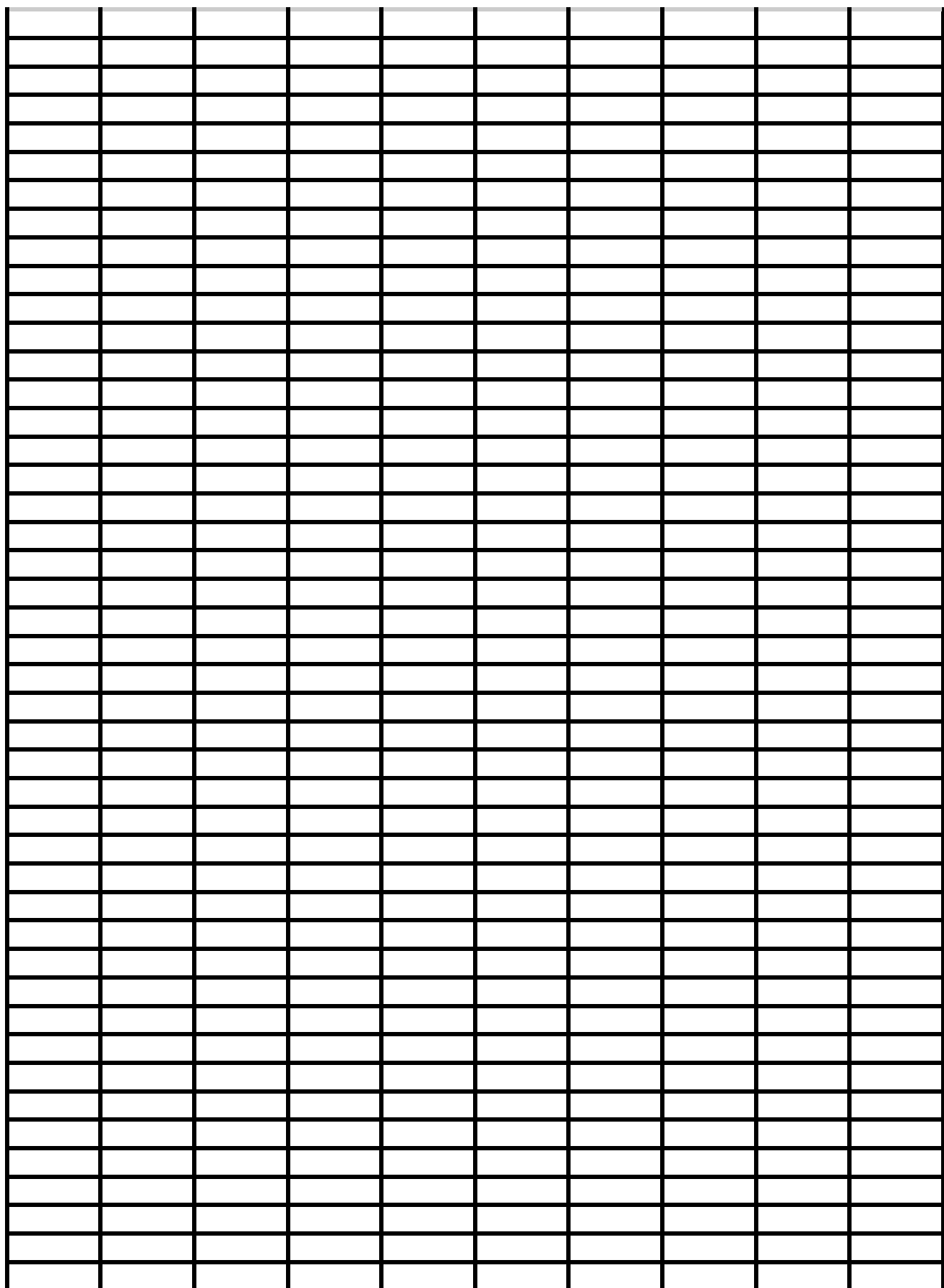


A 20x10 grid of graph paper. The grid consists of 20 columns and 10 rows. The top row and the bottom row are shaded in light gray. The remaining 18 rows are white. All grid lines are black and of uniform thickness. The grid is centered on the page.









AYNI GÜN	ZARAR								
AYNI GÜN	ZARAR								
AYNI GÜN	ZARAR								
AYNI GÜN	KAR								
AYNI GÜN	ZARAR								
AYNI GÜN	ZARAR								
AYNI GÜN	KAR								
AYNI GÜN	ZARAR								
2 GÜN	KAR								
AYNI GÜN	ZARAR								
AYNI GÜN	ZARAR								
AYNI GÜN	ZARAR								
AYNI GÜN	KAR								
AYNI GÜN	KAR								
AYNI GÜN	KAR								
AYNI GÜN	ZARAR								
AYNI GÜN	KAR								
AYNI GÜN	ZARAR								
AYNI GÜN	KAR								
AYNI GÜN	ZARAR								
AYNI GÜN	KAR								
AYNI GÜN	ZARAR								
AYNI GÜN	KAR								

AYNI GÜN	KAR								
AYNI GÜN	KAR								
AYNI GÜN	ZARAR								
AYNI GÜN	ZARAR								
AYNI GÜN	KAR								
AYNI GÜN	ZARAR								
AYNI GÜN	KAR								
AYNI GÜN	ZARAR								
AYNI GÜN	KAR								
AYNI GÜN	ZARAR								
AYNI GÜN	KAR								
AYNI GÜN	KAR								
AYNI GÜN	KAR								
AYNI GÜN	ZARAR								
AYNI GÜN	KAR								
AYNI GÜN	KAR								
AYNI GÜN	KAR								
AYNI GÜN	KAR								
AYNI GÜN	ZARAR								
AYNI GÜN	KAR								
AYNI GÜN	KAR								
AYNI GÜN	KAR								
AYNI GÜN	ZARAR								

AYNI GÜN	ZARAR								
AYNI GÜN	ZARAR								
1 GÜN									
AYNI GÜN	KAR								
AYNI GÜN	KAR								
1 GÜN	KAR								
AYNI GÜN	ZARAR								
1 GÜN	ZARAR								
AYNI GÜN	KAR								
AYNI GÜN	ZARAR								
AYNI GÜN	ZARAR								
AYNI GÜN	KAR								
AYNI GÜN	ZARAR								
AYNI GÜN	ZARAR								
AYNI GÜN	KAR								
AYNI GÜN	KAR								
AYNI GÜN	KAR								
AYNI GÜN	KAR								
AYNI GÜN	ZARAR								
AYNI GÜN	ZARAR								
AYNI GÜN	ZARAR								
AYNI GÜN	KAR								
AYNI GÜN	KAR								

